



MyAllianz User Guide

Steps to Top Up Allianz Life Investment-Linked Funds on MyAllianz
按照以下步骤在MyAllianz上充值Allianz Life投资联结保险基金



Log in to MyAllianz.
登入MyAllianz。



Select 'Policies'.
选择 'Policies'。



Under the 'Product' tab, select the policy for fund top up.

在 'Product' 的那一列选择您想要充值的保单。



Go to the 'Manage Funds' tab and click on the 'TOP UP REQUEST' button.

前往 'Manage Funds' 的页面并点击 'TOP UP REQUEST' 的按钮。



Select the fund(s) for top-up.

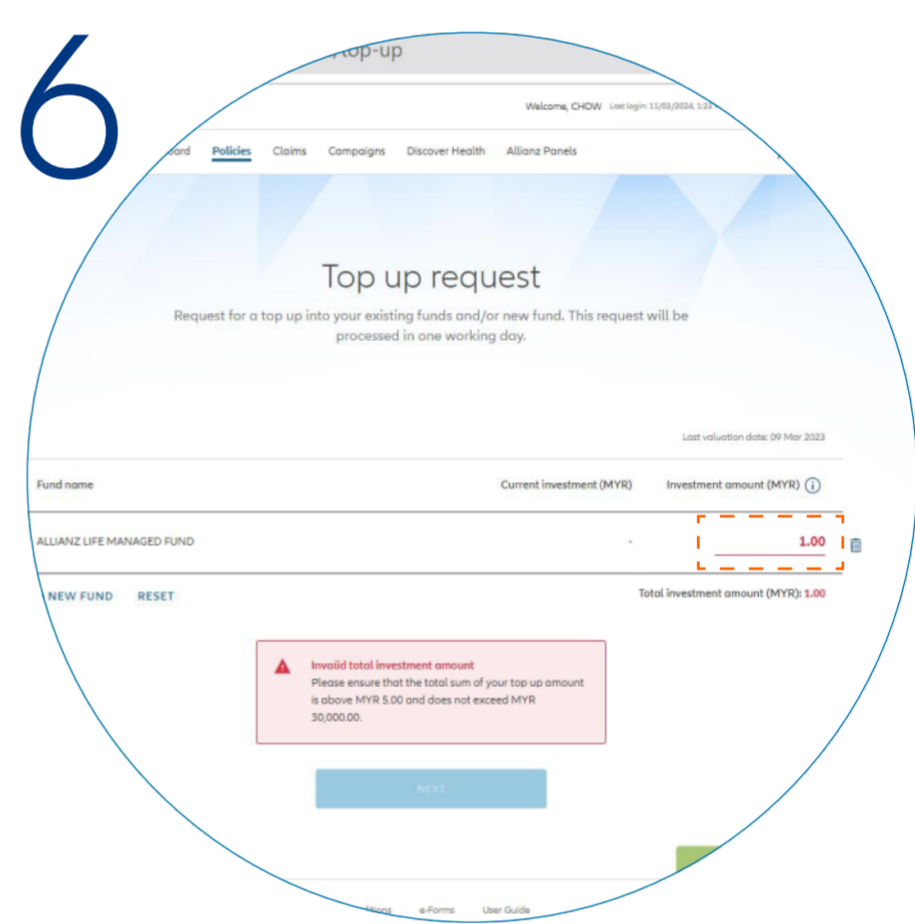
You may select more than one new fund.

Note: Fund selection dropdown list will only display available fund(s) for this policy plan.

选择要进行充值的基金。

您可以选择多个新基金。

注意: 选择基金时, 只会显示与这份保单计划相关的选项。



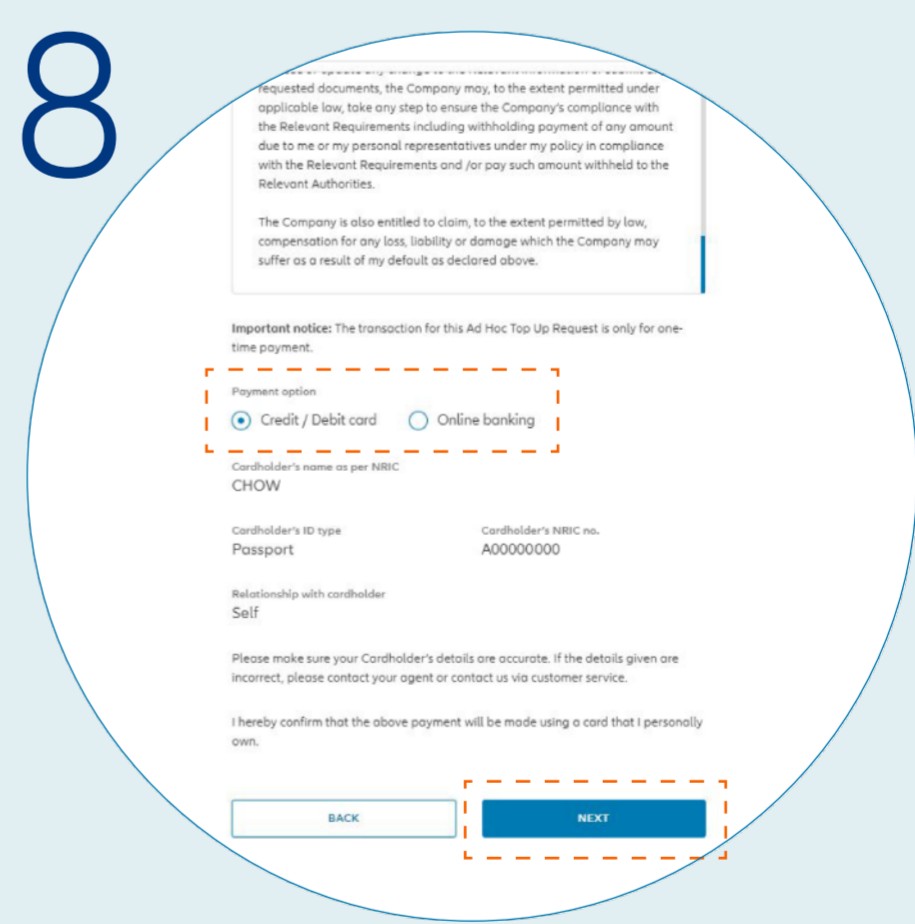
Ensure that the top-up amount is above RM5.00 (minimum) and does not exceed RM30,000.00 (maximum).

确保充值金额不少过RM5.00 (最少) 且不超过RM30,00.00 (最多)。



Read and accept the terms and conditions before proceeding further.

在进一步操作之前, 请阅读并接受条款和条件。



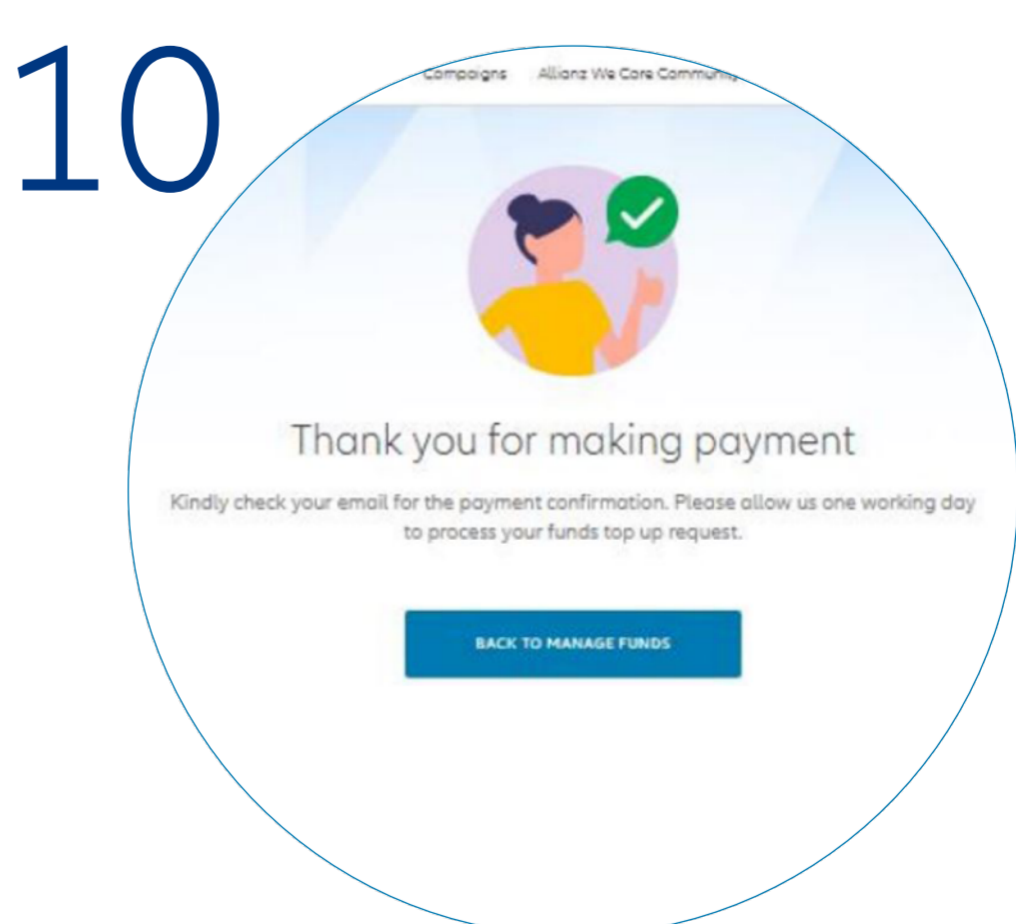
Select the preferred payment option and click 'NEXT'.

选择首选支付方式, 然后点击 'NEXT'。



You will be redirected to Razer Payment Gateway to proceed with the selected payment option.

您的页面将会被转至Razer支付平台, 以继续进行所选择的支付方式。



Upon successful transaction, your request will be processed within one (1) working day.

转账成功后, 您的请求将在一 (1) 个工作日内处理。