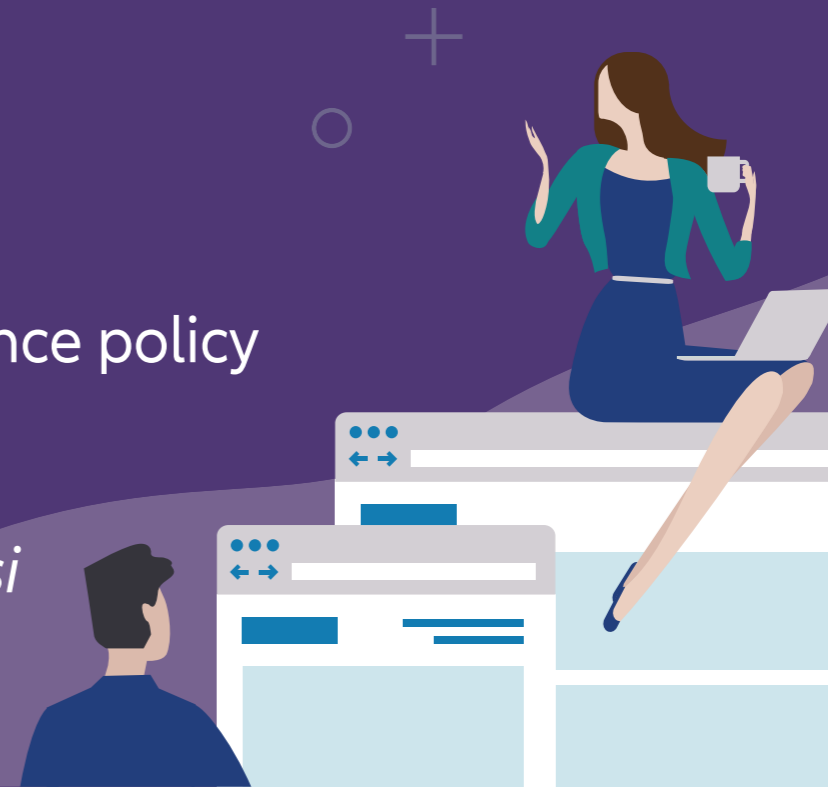



MyAllianz User Guide

Steps to check NCD (no claim discount) of car insurance policy on MyAllianz

Langkah-langkah untuk menyemak NCD untuk polisi insurans kereta di MyAllianz



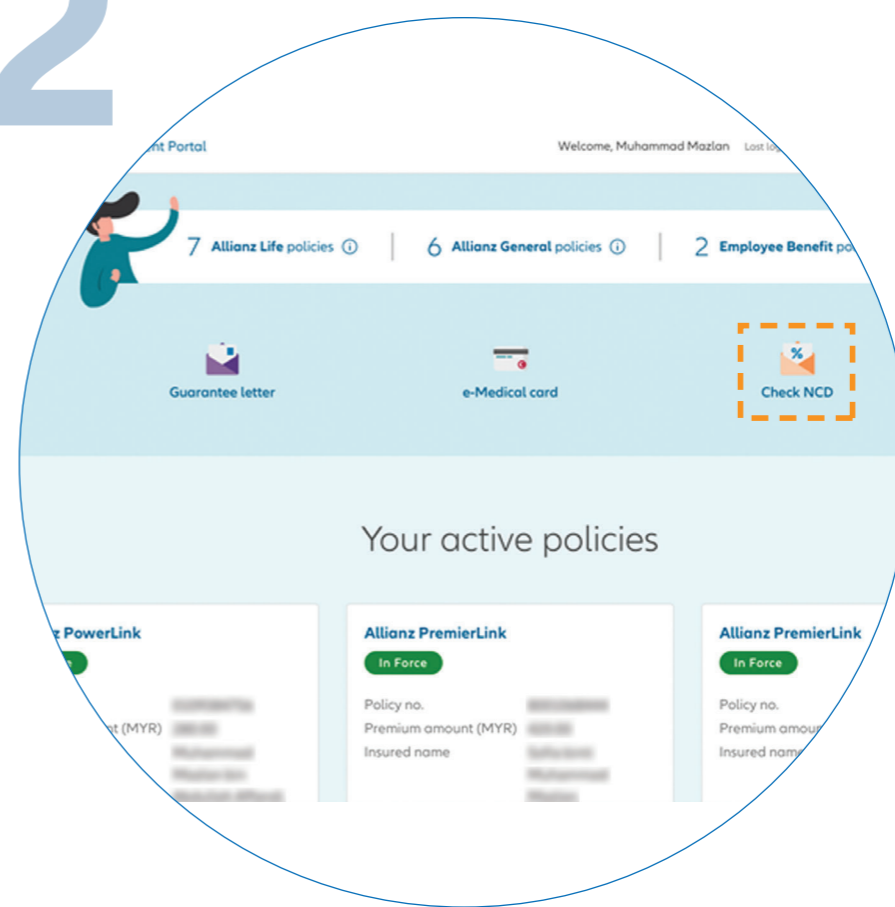
1



Log in to MyAllianz

Log masuk ke MyAllianz

2



Click on '**Check NCD**' on the homepage.

*Klik '**Check NCD**' di laman utama.*

3



Enter the Identification No. (New NRIC/Old IC/Passport) and vehicle registration number.

Acknowledge and agree that you have read and understood the Privacy Notice.

Click '**SUBMIT**'.

Masukkan nombor pengenalan (No. Kad Pengenalan Baharu/Lama/Pasport) dan nombor pendaftaran kereta.

Baca dan bersetuju dengan Notis Privasi.

*Klik '**SUBMIT**'.*

4



The latest NCD details will be reflected on the page.

Butiran NCD terkini akan dipaparkan di laman.